



Damodar Valley Corporation
Training & Development Department
DVC Kolkata

No: PL-13R/197/TP (90)/E-57178—146

Date: 10-04-2024

OFFICE MEMORANDUM

Sub: Registration on the iGOT Karmayogi platform.

1. The **iGOT Karmayogi** platform is an online learning platform of Govt. of India that caters to the distinctive knowledge requirement of government officials. The platform is part of the Digital India initiative and is designed to help government employees improve their capabilities in different domains. The platform is intended to provide learning on any device, at any time, and from anywhere.
2. DVC is presently in the process of formally engaging with the iGOT Karmayogi platform so that DVC employees can get maximum benefit from this platform. Presently, all DVC employees who have the dvc.gov.in email ID can register on this platform and start accessing the various training courses available on this platform. Upon completion of the course, the certificate is to be mandatorily sent to the DVC Nodal Official as below for official records
3. As such, all DVC employees who have the DVC email are requested to register on the iGOT Karmayogi platform by following the step-by-step process enclosed with this OM.
4. Further, guidelines regarding usage of this platform will be intimated in due course.
5. Shri Ajit Kumar, Manager (HR), STC, MTPS is the coordinator for this task. He may be contacted @Mob: 9007979025 and @Mail ID: ajit.kumar2@dvc.gov.in for any issue/clarification in this regard.

Encl: As mentioned above.

(Subrata Mandal)
CGM & HoD (T&D)
DVC, Kolkata

Distribution:

1. All DVC employees having DVC email

Copy To:

1. The Sr. PS to Chairman, DVC, Kolkata.
2. The Sr. PS to Member-Secretary, DVC, Kolkata.
3. The Sr. PS to Member Technical, DVC, Kolkata.
4. The Sr. PS to Member Finance, DVC, Kolkata.

Step by step process for registration & Log in on the iGOT Karmayogi Platform

STEP 1: Visit the following URL: <https://portal.igotkarmayogi.gov.in/public/signup>

Following page will open.



← Register

Full name *

Group *

Email *

Do not have a government email address? [Request for help](#)

Mobile Number *

STEP 2: Enter your Full name eg: AJIT KUMAR

← Register

Full name *

STEP 3: Select your Group from the dropdown menu:

Eg: Select Group A if you are an executive.

Group *

Select your group ▼

- Group A
- Group B
- Group C
- Group D
- Contractual Staff

Send OTP

STEP 4: Enter your complete dvc.gov.in email ID and verify it by clicking the send OTP button and entering the OTP thus received.

Eg: ajit.kumar2@dvc.gov.in

Email *

ajit.kumar2@dvc.gov.in

Do not have a government email address? [Request for help](#)

Send OTP

STEP 5: Enter your mobile no. and verify it by clicking the send OTP button and entering the OTP thus received.

Eg: 900xxxx025

Mobile Number *

STEP 6: Choose Center from Center / State option

Center/State *

Center State

STEP 7: Search Damodar Valley Corporation in the Organisation column. First type Damodar and then click search and then select Damodar Valley Corporation showing under Ministry of Power.

Organisation *

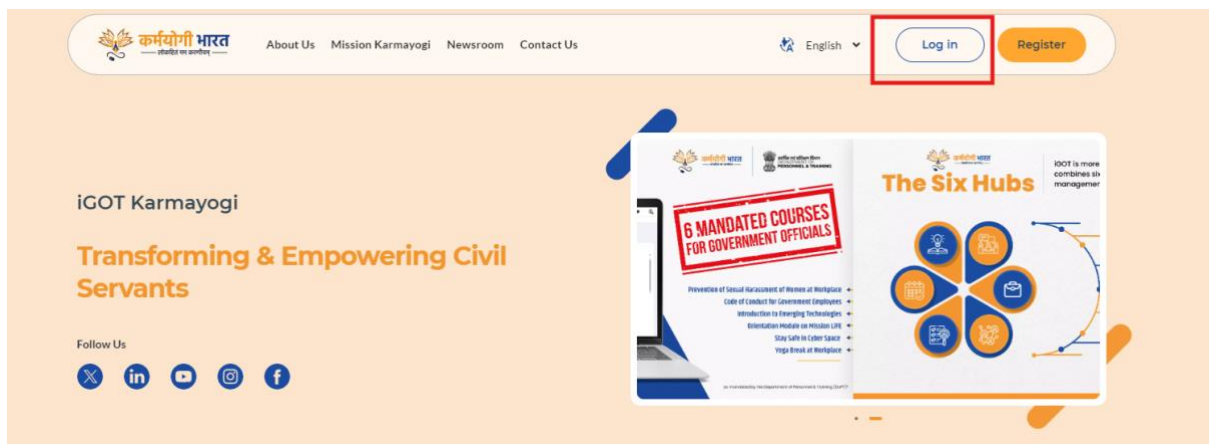
Damodar Valley Corporation
Under Ministry of Power > Central Public Sector Enterprises

STEP 8: Fill all the details. Fill and verify your mail ID and Mobile No. Finally, tick the following boxes and click SIGN UP button.

- I confirm that the above provided information is accurate.
- I agree to the IGOT karmayogi's [Terms of Service](#)

SIGN UP

STEP 9: After successful registration, a message box will appear saying that a link has been sent to your mail ID for logging on to the igot platform. However, don't wait for the mail and proceed for logging in the portal by clicking Log in button in the website of <https://igotkarmayogi.gov.in/#/>



STEP 10: If you have obtained the log in link in your mail ID then proceed with it by clicking the link received in the mail otherwise for logging in for the first time, either log in by way of mobile OTP or through Login with Parichay (one used for logging onto e-office).



Login with password Login with OTP

Email/Phone number

Email/Phone number (10 digit number)

Request OTP

or

Login With Parichay

Don't have an account yet? [Register here](#)

STEP 11: After getting logged in, you can create your password by way password reset if u don't have the password yet.

STEP 12: **Resetting password:** Click Forgot Password on the log in page



Login with password Login with OTP

Email

Password

[Forgot Password?](#)

Login

or

Login With Parichay

Don't have an account yet? [Register here](#)

STEP 13: Enter your mail ID and click reset



Forgot Your Password?

Enter your registered email address and we will send you a link to reset your password.

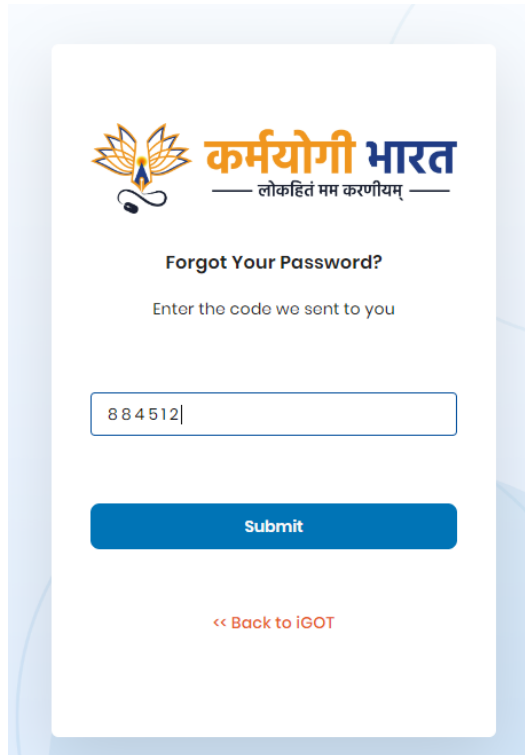
Email


ajit.kumar2@dvc.gov.in

Reset

Did you remember your password? [Sign In](#)

STEP 14: Enter the OTP received on your mail and then click submit button



 **कर्मयोगी भारत**
— लोकहितं मम करणीयम् —

Forgot Your Password?

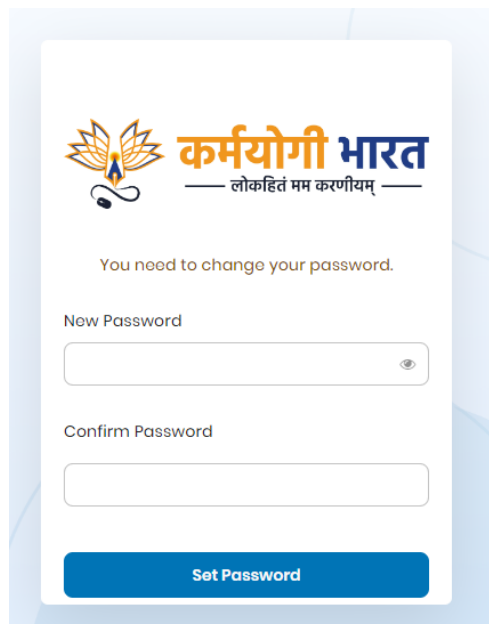
Enter the code we sent to you


884512|

Submit

[<< Back to iGOT](#)

STEP 15: Enter new password and then enter same password in the confirm password box and the click Set Password button. Your new password will be set.



 **कर्मयोगी भारत**
— लोकहितं मम करणीयम् —

You need to change your password.

New Password

Confirm Password

Set Password

STEP 16: Let the learning begin!